

# The Trim Tab

50 Years

March 2022

Volume 51 Issue 4



IPMS Atlanta / *Scale Modelers*

<https://www.ipms-atlanta.org/>

## CLUB OFFICERS & CONTACTS

Pres: Dave Lockhart  
(678) 620-8417  
[dlock3155@gmail.com](mailto:dlock3155@gmail.com)

VP: Bill Aicklen

Treas: Art Murray

Sec/ Bill Easton

Editor/ (317) 441-0431

Web [weaston4@gmail.com](mailto:weaston4@gmail.com)

Show : Kim Elmore

## Monthly Meeting

7 pm, Wednesday, March 16, 2022

Location: Lawrenceville Masonic Lodge #131

465 S. Perry Street

Lawrenceville, GA 30046

*(next to the Gwinnett History Museum)*



<http://www.ipmsusa.org/>

In-person  
Build  
Session

**HobbyTown USA**

4125 GA-20, BUFORD, GA

<http://www.hobbytownduluth.com/>

First  
Saturday of  
each month

# ATLANTA CON 2022

Saturday, March 19, 2022

See Show/Contest Info Flyer - Page 19

## In This Month's Newsletter:

Calendar/Monthly Meeting Notes .....	2	AtlantaCon 2022 Info Flyer .....	20
Chapter Officer Election .....	3	Model Information Sheets .....	21
Gwinnett Veterans Memorial Museum .....	4	Membership/Renewal Form .....	22
CHOA Efforts .....	4		
Meeting Photos .....	5		
On the Table - Show & Tell .....	6		
Sprue Snippings .....	14		
Jim's Printed Matters .....	16		

## CALENDAR

### IPMS ATLANTA

**Mar 16:** Monthly Meeting 7-9 pm  
(Masonic Lodge, Lawrenceville)

**Mar 19:** AtlantaCon 9 am - 4 pm  
(IAM Local 709 Union Hall, Marietta)

**Mar 26:** Saturday Build Session 1-3 pm  
(Online)

**Apr 2:** Saturday Build Session 1-3  
(Hobby Town, Buford)

**Apr 9:** Saturday Build Session 1-3 pm  
(Online)

**Apr 16:** Saturday Build Session 1-3 pm  
(Online)

**Apr 20:** Monthly Meeting 7-9 pm  
(Masonic Lodge, Lawrenceville)

**Apr 23:** Saturday Build Session 1-3 pm  
(Online)

**Apr 30:** Saturday Build Session 1-3 pm  
(Online)

**May 7:** Saturday Build Session 1-3  
(Hobby Town, Buford)

**May 14:** Saturday Build Session 1-3 pm  
(Online)

**May 20:** Monthly Meeting 7-9 pm  
(Masonic Lodge, Lawrenceville)

## Monthly Meeting Notes

02/16/2022 Meeting was held at the Lawrenceville Masonic Hall. IPMS Atlanta Chapter (and IPMS National) President, **Dave Lockhart** opened and conducted the meeting.

### 1. Business:

- **Treasurer:** Art Murray reported.
- **Monthly Raffle:** The EBoard suggested discontinuing the monthly kit raffle as a possible way to reduce expense. A brief discussion was held regarding the raffle, income/expense and budget. Cancelling the monthly raffle was **not** voted on. The proposal may be re-visited at a later point.
- **Club Dues:** \$10 now due and payable to Art Murray.
- **Website/Newsletter:** Bill Easton reported all AtlantaCon forms and categories now on website.
- **CHOA Status:** Jim Elmore - 30 Kits delivered to Egleston; hopefully we can get a build session with the kids in the future.
- **AtlantaCon 2022:** Kim Elmore - Need **volunteers** for Registration, Judges, Raffle; Make-N-Take can use help 11-12; Table **Setup Friday** at Noon (w/pizza); **Saturday Open at 7 am for vendor setup**; 68 Tables sold; **Girl Scouts** will do HotDogs, Chips, and Cookies; **No Atlanta Club table** this time; **Gundam category added**; Bring kits to **donate for Raffle** (give to Ed Sveum at March meeting or bring to the show); Bring more **completed models for the contest**.
- **Chapter Officer Election:** The members present approved a slate of candidates to submit to members for election at the March meeting.
- No further business

### 2. Show & Tell for models on the table:

- Members discussed and got a close look at models that had been brought in.

### February Raffle Winner

**Michael Blackwood**



## Chapter Officer Election

*The slate of 2022 officers below was accepted by vote with no additional candidates put forward at the February chapter meeting.*

*Since that meeting, **no other candidate names have been received**. Members present at the March chapter meeting this Wednesday will be asked to confirm the candidates below for the the 2022 officer positions indicated.*

### Accepted Slate of IPMS Atlanta Chapter 2022 Officer Candidates

For President:

Bill Aicklen

For Vice President:

Robert Starnes

For Treasurer:

Art Murray

For Secretary:

Bill Easton

## Models for the Gwinnett Veterans Memorial Museum

<http://gwinnettvetransmemorialmuseum.org/>

### COMPLETED:

MiG-21, Bill Wofford  
F-4, Brian Speer  
MiG-17, Bill Johnston  
B-58, (1/48), Bill Easton  
Berlin Airlift C-47 (1/144), Bill Easton  
F-105, Gale Brown, Bill Easton  
F-117, Gale Brown  
F/A 18, Jim Elmore  
F-5, Jim Elmore  
F-16B Jim Elmore  
F-16C Jim Elmore  
A-10, Ed Hulsey  
B-52, (1/48), Ed Sveum  
B-1B, (1/48), Ed Sveum  
B-17F, (1/48), Ed Sveum  
USS Skipjack (1/72), Dave Lockhart  
F-104, Jim Elmore

### IN PROCESS:

Berlin Airlift C-54 (1/144), Bill Easton  
A-4 Skyhawk, Frank Resciniti

### UNASSIGNED:

F-100  
A-6  
F-106  
F-86  
OV-10  
OV-1A

### Member Note:

*Please consider building one of these 1/32 models. The veterans are always glad to receive a new model for display in the museum.*

*All models/kits are 1/32 Scale unless otherwise noted.*

# CHOA

*Childrens' Healthcare of Atlanta  
at Egleston Hospital*



**Status ...**

*Jim Elmore asks members, "As always, please pass on any leads on affordable, snaptype kits."*

**Please Note!**



## February Monthly Meeting



*Thanks to Dave Lockhart and Michael Blackwood for help with meeting/model pictures.*

## "ON THE TABLE" - SHOW & TELL ...

Paul Lovell



### F4F-4 Wildcat

Kit: Airfix

Scale: 1/72

Add-ons: Out-Of-Box

Paint: Poly S and craft paints



**More SHOW & TELL ...****Jose Morales Jr.***Model of the Month***Ju EF-126**

Kit: Das Werk

Scale: 1/32

Add-ons: Scratch seatbelts, wood wing decals

Paint: Alclad II, Tamiya, Vallejo

Special Techniques: Pre and Post shading

Shown as a "What If" from 1946



**More SHOW & TELL ...****Jim Elmore****Panzerkleinzerstorer**

Kit: Scratch Built

Scale: 1/72

Paint: Tamiya

History/Background: This was a proposed late war German tank destroyer. No examples were ever built.





**More SHOW & TELL ...****Rob Morales****Patience**

Kit: Dragon Figure (German Snipers)/Black Dog Base

Scale: 1/35

Add-on's: Epoxy Putty sandbags

Paint: Figure-Acrylics; Base-Acrylics plus oil wash

History/background:

Wehrmacht sniper during collapse of the eastern front awaiting his next "target."



## More SHOW & TELL ...

**Fernando Sanchez**



### **Su-76M**

Kit: Tamiya

Scale: 1/35

Special Techniques: Pigments



## More SHOW & TELL ...

**Frank Resciniti**



### **Group 44 XR12 Jaguar GTP Car**

Kit: Provence Moulage

Scale:1/43

Paint: Testors

Special Techniques: Patience


History/background:

1988 IMSA GTP Endurance Racer



## More SHOW & TELL ...

Dave Lockhart



### Star Wars (Rogue One) U-Wing

Kit: Bandai

Scale: 1/144

Paint: Model Master

Special Techniques: Pastel weathering

*Shown in background with Lego version in the foreground.*



**More SHOW & TELL ...****Joe Royal****Beechcraft Staggerwing**

Scale:1/32

Paint: Krylon, Tamiya

History/background:

Joe picked up the old kit/model from a "Take-It-Away" table at a previous meeting and performed "maintenance" to put it into "Show & Tell" shape.



## ***Sprue Snippings ...***

If you run across a source that you think might be helpful to others for their modeling reference, or just for general interest, please pass it along. For this month ...

### ***Reminder:***

***Please bring helicopter kit builds to the Wednesday meeting! (I know, you thought this "helicopter thing" would never end ... almost over.)***

### ***Good Reference Site From Bill Aicklen:***

Found this website for USN colors and markings.

<http://www.pmcn.de/English/USN%20Markings%20II/USN%20Markings%20II.htm>

### ***Some Interesting YouTube Channels Passed Along By Alan Toon:***

**Ward Carroll**, retired F-14 Radar Intercept Officer (RIO) who covers aviation topics:

<https://www.youtube.com/c/WardCarroll>

**WW2TV** Military History Channel, which covers various subjects in great detail:

<https://www.youtube.com/c/WW2TV>

**Peter Oxley**, Britisher who reviews kits. He had a recent five part series on the long gone Matchbox models, the garish colored ones that we built in the '70's and '80's:

<https://www.youtube.com/channel/UCLrTWuPWy-QosDO0WPcP3dg>

And also, **Aircrew Interview** (Editor Note: I had previously seen the interview with the Finnish pilot about his MiG 21 flying experience and how the Finnish Air Force came to have the MiG aircraft.):

<https://www.youtube.com/channel/UC7UJNsNRmZq4uql3vJ3S5ow>



## ***Sprue Snippings ... continued***

### **Lewis Pruneau:**

*(Editor Note:*

*That's a name you may or may not have heard of. Mr. Pruneau passed away in September, 2021. Recently, Dave Lockhart forwarded an email that covered one of the amazing dioramas constructed by this master. The email contained the following note:*

**" ... modeling legend, Sheperd Paine, called him "the Cecil B. DeMille of diorama builders".**

*I'm not a diorama model builder, but I am always in awe of the works of art created by talented model builders in this hobby. As I took a look at some of the work of Lewis Pruneau, my limited vocabulary did not contain the words to describe what I saw.*

*As a model builder, whether or not you are interested in dioramas, and if you did not already know of Lewis Pruneau, please take a few moments and do your own research on his work. It will definitely be worth you time.*

*Here is a starter:*

<http://www.boxdioramas.com/lewis>

*end note)*

## JIM'S PRINTED MATTERS

by Jim Pernikoff

First, in-the-box reviews of two 1/72 kits that, as you will see, share a big problem.



The **Savoia-Marchetti S.55** is a rather odd-looking aircraft, with its two flying-boat hulls, twin tail booms supporting three vertical tails, and two engines back-to-back on struts over the massive wing. But it was a good flier and set numerous trans-Atlantic records in the '20s and '30s. The first version of the **Dora Wings** kit, the third kit of the aircraft and by far the best, was for those record-breakers, but #72020 is for a military torpedo-bomber. It is a typical modern short-run kit, cleanly molded, with reasonable sprue attachments but no alignment pins. There are 188 parts on 11 gray sprues and 1 clear one, 29 parts on two photo-etch frets and 2 resin V-12 engines. The

open cockpit is nicely detailed with the help of the PE parts, which are also used in the 4 machine-gun tubs and on the torpedo. The instruction booklet has a few hiccups, including one subassembly whose subsequent installation is not shown anywhere! There is some minimal rigging required for the tails, but this is not mentioned or shown anywhere except on the box top. The decal sheet is nicely printed and includes markings for 3 identically-painted aircraft. This is a very eye-catching aircraft that should build into a nice model.

The **Grumman OV-1A/JOV-1A Mohawk** has only been represented in 1/72 by the 1968-vintage Hasegawa kit, which is still decent but lacks a degree of detail. That has certainly been corrected in the new **Clear Prop** kit #72016, which may be the most detailed 1/72 kit I have ever seen! The box mentions 195 plastic parts and 130 photo-etched, and I believe it, along with the "Advanced" description on the box top. The instruction booklet has 28 pages and 71 steps, and remember that this is a fairly small aircraft! The box is very sturdy and twice as large as needed for the 7 gray and 1 clear sprues and the 2 photo-etch frets. The cockpit is supremely detailed, taking up 3 pages in the booklet and 18 assembly steps, which is a good thing with the large bubble canopy, which allows the side windows to be open. Other open-or-closed options include the landing gear, wing flaps and dive brakes. Underwing rocket pods are included for the armed version, and the large decal sheet has options for 5 Vietnam-era aircraft, 2 in the original high-viz markings and 3 in low-viz. The color drawing show locations for the plentiful stenciling, but their dark olive-drab coloring makes it hard to see exactly what is being pointed at. While the level of detail here is fabulous, one wonders whether all of it is really necessary. After looking at the instructions, I'd almost rather spruce up the Hasegawa kit with some aftermarket parts instead. And the expected follow-on OV-1D kit may never appear.



That is the big problem with both of these kits. They come from Ukraine, and we all know what that means at the present time. Fortunately, Dora Wings' distributor is in the Czech Republic, and I saw that Modelvit's is in Bulgaria, so kits should be available for a while, but I wouldn't wait too long to buy or order any Ukrainian kit. Along with the 3 brands already mentioned, that would include A&A, Amodel, AMP, Arma, BPK, ICM, Master Box, MiniArt, Roden, Sova-M and Wingsy, along with Zvezda and any other Russian brand.

*Continued*


## JIM'S PRINTED MATTERS - Continued



Now to the books, starting with two from **Helion**. *Middle East@War #42* is **Air Power & The Arab World, Volume 5, The Road to War, 1936-1939**. As suggested by the title, the emphasis in this volume is the Arab states' determining which side to go with in the coming conflict. In the end, Iraq sided with Italy while its neighbors generally went with the Allies. The strength of this series for modelers is in the photos and the color pages, which in this case means 7 pages of side views of aircraft and 1 with a nice map. There are some very rare aircraft shown here: have you ever heard of the Meindl/van Nes A.VII? Or the Helmy Aerogypt Mk. I? You'd have to scratchbuild those, but there are lots more types that you could model.

book reviewed last month, which detailed confrontations between the Soviets and the Japanese along the Mongolia/Manchuria border from before 1931 to 1938. This "incident" in the spring of 1939 was the culmination of the situation, and after the Soviets eventually prevailed, both sides backed down to deal with pressing matters elsewhere. The color pages include 1 of vehicles, 2 of uniforms, 4 of aircraft and, as usual, 1 with a map. There are some interesting subjects worth modeling here.


*Asia@War #27* is **Red Star Versus Rising Sun, Volume 2, The Nomonhan Incident 1939**. This is the follow-on to the



The *Wingleader Photo Archive* series from **Red Kite** previously covered the fighters of the Battle of Britain; now comes the bombers' turn. #13 is **Heinkel He 111 Units in the Battle of Britain and the Blitz**, and it covers all the units numerically. There are a lot of great detail photos, including of the interior, and naturally a lot of photos of crashed 111s on the ground in England. There aren't a ton of color drawings, but there are some useful articles on: telling the He 111P from the H, formation markings, and the addition of guns or grenade tubes in the tails. There is useful information here for anyone building any He 111 of any theater of war. And you know that

volumes on the Do 17 and Ju 88 are sure to follow.


A German historian named Uwe Jack has started self-publishing a series of books under the **Jack Aerospace Publishing** name, some in German and some in English. Among the latter are *Aerospace History Files* #01, **Junkers Ju 287**, which gives coverage of both the single aircraft that flew and all the related drawing-board projects, up to and including the EF 150 that was eventually build by the Soviets and the Baade 152 jetliner built in East Germany. There are a lot of interesting photos and diagrams, many from tech manuals, but the photo reproduction is rather poor and there is no color, so you'll have to decide whether this is worth buying.



*Continued*



## JIM'S PRINTED MATTERS - Continued




*Aerospace History Files* #02, **Reichenberg**, includes all the piloted versions of the V-1 flying bomb, both powered and unpowered. As with #01, there is an extensive selection of rare photos and tech diagrams, but again photo reproduction is sub-standard. At least this volume does have a number of color side-view drawings of many of the variants described, so there is definitely some value for modelers.

### Boeing B-47 Stratojet & B-52


**Stratofortress**, *Origins and Evolution*, is a 388-page hardcover, much larger than the previous companion volume on the SR-71 from **Mortons Books**. This illustrates, entirely through line drawings and color isometric paintings, all of the studies that led to both

bombers and all the studies that followed, proposing other variants that were never built. And there are hundreds of them! As if catering to modelers desiring to do conversions or scratchbuilds, every drawing has a scale listed. In the back is a complete specification table for all the variants, along with an extensive bibliography and index. The book is big and expensive, but when you consider the amount of work that went into it, I think the cost is justified. If you have any engineering interest, you should check this one out.



From **Detail & Scale** comes #6 in the *Colors & Markings* series, **Colors & Markings of the F-14 Tomcat, Part 3: Prototypes, Test Evaluation, and Adversary Aircraft**. This is the last and most interesting of the series, and the most useful to modelers. It includes a variety of “special” units, including Topgun and NASA, and features lengthy appendices on paint schemes, stencils and standard markings. This includes 7 full-page three-view drawings showing both fleet and tactical color schemes, 12 detail drawings showing locations of all the many stencils, and 7 pages showing 162 individual stencils in proper font and form. It’s always easy to say that “this book is indispensable for anyone building an F-14”, but in this case that is obviously true! Just remember, if you bought the digital edition back in around 2015, you already own the entire contents of the book, so don’t order unless you want a print edition.

I have a number of new **Osprey** books, but I’m saving most of them for next month. *New Vanguard* #303, **Tanks in the Easter Offensive 1972**, is a rarity, a book about tank warfare in Vietnam, which really wasn’t much of a tank-vs-tank war. In 1972 the North (NVA) launched a large offensive to try and put an end to the war, but they were successfully stopped by a strong defense from the South (ARVN) backed by U.S. airpower. The armor battles generally matched NVA T-55 and PT-76 tanks against ARVN M48 and M41 tanks, with some older T-34s and M24s also involved. This is similar to earlier “Tanks” books in this series, almost doubling as a “Campaign” title and giving much info about organization and tactics (though Zaloga is not involved). Graphics include color drawings of a variety of vehicles and a detailed battle map.



*Continued*

*JIM'S PRINTED MATTERS - Continued*

Only one bookazine this month, and it was one I was not originally interested in. But #59 in the *Aviation Archive* series from **Key** is about RAF **Coastal Command** during the war, and emphasizes their role in U-boat hunting. Furthermore, half of the 8 aircraft detailed are American, including the king of the sub-killers, the Liberator! The foldouts include isometric cutaways of 7 of the aircraft, and the photo content is, as usual, excellent. There are complete lists of all the U-boats sunk by each aircraft type, and some color side-views of Sunderlands. Go check it out.



## AtlantaCon 2022

Scale Model Show & Contest

Saturday, March 19, 2022

9:00 am – 4:00 pm

IAM Local 709 Union Hall, 1032 S. Marietta Pkwy  
Marietta, GA 30060



### Theme: Movie/TV Magic

Registration \$10 (\$8 for IPMS members)  
Juniors (under 18) or General admission \$5  
Questions? go to [www.ipms-atlanta.org](http://www.ipms-atlanta.org)  
Or email [kdmcelmore@gmail.com](mailto:kdmcelmore@gmail.com)  
Or call 770-962-2584 (no texts, please)

Sponsored by



*(Editor Note: If you are bringing a model to put on the table and discuss at a meeting, please fill out one of these info sheets for each model to help get correct and complete information about your model in the next newsletter. Thanks!)*

**Scale Modeler's Brag Sheet**

Fill out and bring with your model to the club meeting.



Model Subject: \_\_\_\_\_

Kit Used: \_\_\_\_\_

Scale: \_\_\_\_\_

Add-ons: \_\_\_\_\_

Paints: \_\_\_\_\_

Special Techniques: \_\_\_\_\_

Any Historical/Background Information: \_\_\_\_\_

\_\_\_\_\_

Modeler's Name: \_\_\_\_\_

**Scale Modeler's Brag Sheet**

Fill out and bring with your model to the club meeting.



Model Subject: \_\_\_\_\_

Kit Used: \_\_\_\_\_

Scale: \_\_\_\_\_

Add-ons: \_\_\_\_\_

Paints: \_\_\_\_\_

Special Techniques: \_\_\_\_\_

Any Historical/Background Information: \_\_\_\_\_

\_\_\_\_\_

Modeler's Name: \_\_\_\_\_



*Print out the form, enter your information, and mail.*



## International Plastic Modelers' Society/USA Membership Application / Renewal Form

New ☐ Renewal ☐ IPMS #:

Name: \_\_\_\_\_

Address: \_\_\_\_\_

City: \_\_\_\_\_ State: \_\_\_\_\_

Zip Code: \_\_\_\_\_

Phone: \_\_\_\_\_ E-Mail: \_\_\_\_\_

Chapter Affiliation, if any: \_\_\_\_\_

**Junior** (17 years or younger) \$17.00 \_\_\_\_\_ Date of Birth: \_\_\_\_\_

**Adult** One year \$30.00 \_\_\_\_\_

Two years \$58.00 \_\_\_\_\_

Three years \$86.00 \_\_\_\_\_

**Canada & Mexico** \$35.00 \_\_\_\_\_

**Foreign** Surface \$38.00 \_\_\_\_\_

**Family** (1 set of Journals) \_\_\_\_\_ ← Adult fee + \$5.00 # of cards? \_\_\_\_\_

Your Signature: \_\_\_\_\_

If recommended by an IPMS member, please provide his/her:

Name: \_\_\_\_\_ IPMS #: \_\_\_\_\_

### PAYMENT OPTIONS:

Cash ☐ Amount: \_\_\_\_\_

Check ☐ Check #: \_\_\_\_\_ Amount: \_\_\_\_\_

Billing Address, if different than above -

Address: \_\_\_\_\_

City: \_\_\_\_\_ State: \_\_\_\_\_

Zip Code: \_\_\_\_\_