

The Trim Tab

50 Years

April 2022 Volume 51 Issue 5



IPMS Atlanta / Scale Modelers

<https://www.ipms-atlanta.org/>

CLUB OFFICERS & CONTACTS

Pres: Bill Aicklen
 VP: Robert Starnes
 Treas: Art Murray
 Sec/ Bill Easton
 Editor/ (317) 441-0431
 Web weaston4@gmail.com
 Show : Kim Elmore
 Club
 Contact: Dave Lockhart
 (678) 620-8417
dlock3155@gmail.com

Monthly Meeting

Third
Wednesday
of each month

7 pm, Wednesday, April 20, 2022

Location: Lawrenceville Masonic Lodge #131

465 S. Perry Street

Lawrenceville, GA 30046

(next to the Gwinnett History Museum)



<http://www.ipmsusa.org/>

In-person
Build
Session

HobbyTown USA

4125 GA-20, BUFORD, GA

<http://www.hobbytownduluth.com/>

First
Saturday of
each month
1-3 pm

AtlantaCon 2022 is History!

Thanks to Kim Elmore, Buz Pezold, Art Murray, Mike Idacavage, Chuck Davenport, and Lane Royal along with all the volunteers from the Atlanta and Marietta IPMS chapters for their excellent work to produce another enjoyable AtlantaCon. Also the most important vote of thanks to the vendors, the Girl Scouts, and our visitors and contestants who made all the effort worthwhile.

In This Month's Newsletter:

Calendar/Monthly Meeting Notes	2	On the Table - Show & Tell	9
Gwinnett Veterans Memorial Museum	3	Sprue Snippings	17
CHOA Efforts	3	Modelers "Silver Bullets"	18
Kit Boxes for Ad Efforts	4	Jim's Printed Matters	19
AtlantaCon 2022 Overall Winners	5	Pensacola Model Show Flyer	22
Thanks Dave!	6	Model Information Sheets	23
Meeting Photos	7	Membership/Renewal Form	24
Build Session Photos	8		

CALENDAR

IPMS ATLANTA

Apr 20: Monthly Meeting 7-9 pm
(Masonic Lodge, Lawrenceville)

Apr 23: Saturday Build Session 1-3 pm
(Online)

Apr 30: Saturday Build Session 1-3 pm
(Online)

May 7: Saturday Build Session 1-3
(Hobby Town, Buford)

May 14: Saturday Build Session 1-3 pm
(Online)

May 18: Monthly Meeting 7-9 pm
(Masonic Lodge, Lawrenceville)

May 21: Saturday Build Session 1-3 pm
(Online)

May 28: Saturday Build Session 1-3 pm
(Online)

Jun 4: Saturday Build Session 1-3
(Hobby Town, Buford)

Jun 11: Saturday Build Session 1-3 pm
(Online)

Jun 15: Monthly Meeting 7-9 pm
(Masonic Lodge, Lawrenceville)

Jun 18: Saturday Build Session 1-3 pm
(Online)

Jun 25: Saturday Build Session 1-3 pm
(Online)

Jul 2: Saturday Build Session 1-3
(Hobby Town, Buford)

Monthly Meeting Notes

03/16/2022 Meeting was held at the Lawrenceville Masonic Hall. IPMS Atlanta Chapter (and IPMS National) President, **Dave Lockhart** opened and conducted the meeting.

1. Business:

- **Treasurer:** Art Murray reported and asked for any one with chapter expenses to see him.
- **Club Dues:** If you haven't paid yet, please see Art Murray with your \$10 for 2022.
- **Website/Newsletter:** Bill Easton asked all to check AtlantaCon forms on website for any issues.
- **CHOA Status:** Jim Elmore - Nothing new to report.
- **Chapter Officer Election:** The members present voted to elect the previously determined slate of candidates for chapter office for 2022.
- **AtlantaCon 2022:** Kim Elmore - Need **volunteers** for Registration, Judges, Raffle; Make-N-Take can use help 11-12; Table **Setup Friday** at Noon (w/pizza); **Saturday Open at 7 am for vendor setup**; Bring kits to **donate for Raffle**; Bring more **completed models for the contest**.
- No further business

2. Show & Tell for models on the table:

(NOTE)

- *This was the big moment when many looked forward to sharing with their fellow modelers the absolute "joy" they had experienced doing their helicopter builds utilizing this "unbelievable" kit provided by the club for the annual contest ... or ...*

*Thanks to Dave Lockhart and Michael Blackwood for help with pictures of the meeting and models.
Thanks to Lane Royal for handling the monthly raffle.*

Models for the Gwinnett Veterans Memorial Museum

<http://gwinnettveteteransmemorialmuseum.org/>

COMPLETED:

- MiG-21, Bill Wofford
- F-4, Brian Speer
- MiG-17, Bill Johnston
- B-58, (1/48), Bill Easton
- Berlin Airlift C-47 (1/144), Bill Easton
- F-105, Gale Brown, Bill Easton
- F-117, Gale Brown
- F/A 18, Jim Elmore
- F-5, Jim Elmore
- F-16A Jim Elmore
- A-10, Ed Hulsey
- B-52, (1/48), Ed Sveum
- B-1B, (1/48), Ed Sveum
- B-17F, (1/48), Ed Sveum
- USS Skipjack (1/72), Dave Lockhart
- F-104, Jim Elmore

IN PROCESS:

- Berlin Airlift C-54 (1/144), Bill Easton
- A-4 Skyhawk, Frank Resciniti
- F-86, Jim Elmore

UNASSIGNED:

- F-100
- A-6
- F-106
- OV-10
- OV-1A

Member Note:

Please consider building one of these 1/32 models. The veterans are always glad to receive a new model for display in the museum.

All models/kits are 1/32 Scale unless otherwise noted.

CHOA

*Childrens' Healthcare of Atlanta
at Egleston Hospital*



Status ...

Jim Elmore asks members, "As always, please pass on any leads on affordable, snaptite kits."

Please Note!

Kit Boxes for Ad Efforts

Jim Elmore does a masterful job at utilizing kit box art to help in generating eye-catching ad boards, as exemplified by his creation shown below. The ads are designed to generate interest in Atlanta area IPMS chapter membership.

He has requested that we provide him with a new supply of kit box tops which he can utilize in upcoming ad efforts. So, please don't pitch any empty kit box in the trash. Jim will put anything we can give him to creative use in generating interest in our hobby.

Thanks!



AtlantaCon 2022 Overall Winners



Best Armor
BTM-3 Trench Digger
Tony Zaire



Best Aircraft
AH-64A Apache
Nghia Tran



Best Ship
USS Hornet
Anthony Tow



Best In Show
Best Car
1969 Promod Camero

Tim Kasper



Best Diorama
Guard at Waterloo
Paul Davis



Best Sci-Fi
Klingon Bird of Prey
Rusty Creamer



Junior Winners
Alex Duke
James Culbertson
Nathan Frick



Best Theme
Back to the Future
Mike Hockey

Thanks, Dave!



The March meeting was Dave Lockhart's last one as President of the Atlanta IPMS Chapter. Bill Aicklen will take over as Chapter President.

During his "reign as Atlanta EI Presidente," Dave has been a tireless advocate for getting people involved in our club, building models, and having a bunch of fun in the process.

In spite of operations on his knee and his foot, Dave still showed up for meetings, build sessions and shows ... (I think maybe his wife sent him outside to play in traffic, but that's another story.)

He will still grace our chapter with his presence and support while he dedicates his energy and expertise to his duties as IPMS-USA President.

Dave, thanks for all you have done and continue to do for the hobby and for the IPMS Atlanta Chapter.



March Monthly Meeting



From the Editor:
Thank you to the chapter for the kind recognition. Greatly appreciated!

IPMS ATLANTA

Presented to

WILLIAM EASTON

In recognition for your dedication and service as Secretary, Webmaster and Editor of the Trim Tab for IPMS Atlanta

Your hard work is truly appreciated by all Chapter Members.

March 2022



April Build Session



Note from the Editor:

I didn't realize at the time I had caught Edin in such an "oratory pose." He was definitely making an animated case for some aspect of the hobby!

"ON THE TABLE" - SHOW & TELL ...**Ed Sveum***Model of the Month*

Ed utilized acrylic paint and loads of scratch-building to create a "what- if" **Winnebago H-3 Roto Home** based on the S-55 & S-58 version built by Winnebago.

Scratch-building included a complete camper interior along with many extras. The extended ramp sports a pair of photo-etch bicycles.



Kit: Sikorsky HH-3E

By: Atlantis (Aurora)

1/72

Kit provided by the club to be used in the March annual club contest

More SHOW & TELL ...**Paul Lovell**

*Paul utilized Tamiya and craft acrylic paints to depict the helicopter as the **Rockmart Fire & Rescue Helo.***

In addition to entering it in the annual contest, Paul said his build was done as a Christmas present for a cousin who was a fireman in Rockmart.



Kit: Sikorsky HH-3E

By: Atlantis (Aurora)

1/72

Kit provided by the club to be used in the March annual club contest

More SHOW & TELL ...**Brian Speer**

*Brian utilized Tamiya paint and aftermarket decals to create his build shown as a **US Coast Guard Rescue** helicopter.*



Kit: Sikorsky HH-3E

By: Atlantis (Aurora)

1/72

Kit provided by the club to be used
in the March annual club contest

More SHOW & TELL ...

Robert Starnes



*Robert used Vallejo paint for his build of the kit showing the helicopter as it would have looked serving as a **Civilian "Contractor" Helo** supporting Arctic exploration.*

Kit: Sikorsky HH-3E

By: Atlantis (Aurora)

1/72

Kit provided by the club to be used in the March annual club contest



More SHOW & TELL ...**Stew Swartz**

*Stew utilized Tamiya and Testors paint to depict the helicopter as it looked when utilized in **commando rescue** operations.*



Kit: Sikorsky HH-3E

By: Atlantis (Aurora)

1/72

Kit provided by the club to be used in the March annual club contest

More SHOW & TELL ...

Jim Elmore



Kit: Sikorsky HH-3E
 By: Atlantis (Aurora)
 1/72

Kit provided by the club to be used in the March annual club contest

Jim utilized Tamiya paint and his incredible imagination to build what he calls, "Star Slug."

About the only recognizable part of the kit is the helo fuselage flipped upside down to form the fuselage for the space ship. The rest is scratch-building and spares box parts.



Zombie Captain America

Kit: Aurora (1966) / Polar Lights (2004)

Scale: 1/8

Add-on's: Laser-cut Sign

Paints: Reaper

Special Techniques:

The classic kit was "Zombified" by removing a sleeve and sculpting damage.

Background: Zombie Captain America as depicted in Disney/Marvel's "what if ..." Episode Five.



More SHOW & TELL ...**Bill Easton**

In another unfortunate moment of mental weakness for him, Bill thought, "wouldn't it be fun to open up the fuselage and do some scratch-building!"

*The build utilized Evergreen plastic, and lead wire. Add-on's included two Shapeways 3D printed machine guns at the front of the open bay and Fine Molds Seat Belts in the cockpit. Paint was Mr. Surfacer, Tamiya, and MRP SEA camo colors to depict the helicopter as it would have looked flying **search and rescue in Vietnam.***



Kit: Sikorsky HH-3E

By: Atlantis (Aurora)

1/72

Kit provided by the club to be used in the March annual club contest

More SHOW & TELL ...**Ken Teller****Grumman F4F-3 Wildcat**

Kit: Trumpeter

Scale: 1/32

Paints: Alclad Lacquers and Model Master Enamels

Special Techniques: Vallejo wash

History/Background: The plane was an American first-line Navy fighter at the outbreak of WWII. It saw service throughout the war even though its performance was exceeded by the F6F, Corsair, and P-51.



Sprue Snippings ...

If you run across a source that you think might be helpful to others for their modeling reference, or just for general interest, please pass it along. For this month ...

Michael Blackwood passed along the following on Figures and Dioramas ...

The websites listed all do a decent job of carrying materials for vignettes and dioramas.

diodump.com

[royal model.com](http://royalmodel.com)

dersockelshop.com

realityinscale.com

jfx-shop.com

MiniArt.com (Ukrainian model company)

Also, Dioramaplus on eBay.

On the Subject of Ukrainian Model Companies and Modelers ...

A UK Publishing Company, Inside the Armor, is publishing a book called "Models for Ukraine". All the models in the book were built by Ukrainian modelers. THE FULL PROFITS FROM THIS BOOK will be donated to the Disasters Emergency Committee Ukraine Appeal to help refugees and civilians in the Ukraine. <https://www.insidethearmour.com/product-page/models-for-ukraine-book>

Last Minute "News Flash" from Jim Elmore ...

One of the most popular miniature figure painting Youtube channels just uploaded their bracket competition for acrylic paints used in the hobby. This link is for the second part of the competition.

YouTube video ...

[After 200h testing - we found the best paint in the world! - pt. 2](#)

They tested 17 paint brands and came to a conclusion that I cannot disagree with.

Just buy Vallejo Model Color.

Anyone adding acrylics for detail painting or miniatures should check out the video.

Modeler's "Silver Bullets" ...

As modelers, seems like we are always on the lookout for the perfect paint, tool, or technique that will magically help us get the build done just right the first time every time. (I know. If it were that easy, what fun would this hobby be.) Anyway, just like buying another kit we don't need, we keep looking for magic solutions. Let us know about the paint, tools, supplies, and techniques that work for you.

Thanks to Jim Elmore for the following on ...

Workshop Bench and Seating:

I have been rethinking some issues in my model work area and thought I would share with you. When I built my studio 32 years ago, I built a 24" x 48" workbench from heavy lumber and anchored it to the wall. My professional experience had led me to build it very strong, so I could work on large, heavy projects without problems. I also wanted to be able to work standing as well as seated and built it 44 inches high to match the 30-inch barstool I owned.

This worked great for decades until time took its toll on the barstool. In searching a replacement, I came across a Drafting Stool, a taller adjustable office chair. While this could extend to the 30-inch height of the barstool, it would also be adjustable to a lower height.

The past decade or so has involved a lot of miniature figure painting, often hours of working hunched over the work. This was not, not, NOT good for my surgically repaired spine and only grew worse as I aged.

Then I watched a YouTube video where the very young figure painter offered some clever insights.

<https://www.youtube.com/watch?v=cBhXeBb1GW0&t=200s>.

His basic point is that raising the work closer to your face will force you into a more erect posture, with less back issues.

A couple weeks later Ed Sveum came to the Saturday build session with a similar solution. He had built a box 6-8 inches tall to lift the work. Same result.


So, I bought my new chair and simply adjusting the height a few times during a session makes a difference to my back.

Many of us work from a standard 28-inch-tall table or desk with a standard height chair. This arrangement was created for an office workforce not likely to hunch over their work for hours. If you find yourself with back pain after a build session, consider raising your table, or adding a riser for that small area you actually use.

JIM'S PRINTED MATTERS

by Jim Pernikoff



The word for today is “Reconnaissance” (Or perhaps “Spying”) since the first three books all deal with that topic.



The *US Navy Squadron Histories* series is my favorite one from **Ginter Books**, even though its entries are few and far between. The latest is #307, **Smokin' Tigers**, a pictorial history of RVAH-1, which was established as VAH-1 in 1955 to fly the new A3D Skywarrior (although proficiency training was done first on P2Vs and F9Fs). They flew both versions of the type, in both blue and gray paint, before transitioning in 1962 to the A-5A Vigilante. After less than 2 years, their task changed to recon and their ride changed to the RA-5C, which they flew until the aircraft was retired in 1979 (in favor of the RF-8), and the squadron was disestablished. Typical of the series, all significant events are listed chronologically, including cruises, deployments (including Vietnam) and even training cycles, illustrated with plenty of great photos, most in color, and plenty of color side-view drawings. There are a lot of diagrams from the Vigilante manuals, including all the instrument panels. As a bonus, the intro has

some neat photos of AJ Savages. This is a phenomenal book for anyone who's a fan of the “Whale” or the “Vigie”.


We Were Never There, Volume 2: CIA U-2 Asia and Worldwide Operations 1957-74, is #17 in the *Europe @War* series from **Helion**, and is the follow-on to the first book which described the activity in eastern Europe and over the Soviet Union up until the Powers shootdown in 1960. This one starts with activity over China and Korea, then includes Cuba at the time of the missile crisis, then over Vietnam until the war ended, at which time the aircraft and mission were handed over to the USAF. As with Volume 1, various missions are described with text, maps, and photos that resulted. Some of the China missions were flown with Taiwanese pilots, and the Chinese proudly displayed the carcasses of the U-2s that they shot down. There is quite a bit of suspense here and this is often an exciting read. Only 6 pages of color this time: 3 of aircraft, 1 of a uniform and equipment, 1 of color photos, and the usual map. If you have Volume 1, you need to complete the story, which is often better than fiction.



Archangel: CIA's Supersonic A-12 Reconnaissance Aircraft, is actually published by the **CIA** and gives a complete description of the SR-71's predecessor, which was operated exclusively by the agency. The development is described with illustrations of the A-1 thru A-11, followed by a basic technical story of the aircraft and its testing, and a summary of its missions. The References section is particularly useful, with an isometric cutaway, a timetable of milestones, lists of both aircraft and missions, and a useful bibliography. Unfortunately, the paper quality is little better than newsprint, and photo quality suffers accordingly, but the book is inexpensive and that's the result, but it's still an interesting publication.


Continued

JIM'S PRINTED MATTERS - Continued




Harpia Publishing has given us excellent detailed studies of the current aerial assets of Russia, China and Taiwan, so it's just natural that they've now published **Modern South Korean Air Power**, which in the mode of its predecessor books, thoroughly defines the aircraft, organization, personnel, missions and operations. A brief history is followed by a chapter on markings, serial numbers and unit designations, followed by descriptions of 30 individual aircraft types, with special mention of the indigenous designs. Another chapter lists weapons, armament and stores, and others cover the training syllabus and the Korean aerospace industry. Two appendices show a large number of patches and there is a good bibliography and index. Plenty of photos are mostly in color. This is another good survey of an air arm on the edge of danger. A book on *Cuban MiGs* is coming later this year.

Tiger I: German Army Heavy Tank, Eastern Front, 1942 is #30 in the *TankCraft* series from **Pen & Sword** and is the seventh (and last) book on the Tigers, though it actually covers the tank's initial service in the Soviet Union starting in August '42 and running to March '43. As usual, the book includes a detailed timeline of events involving the Tiger during this timeframe, and detailed diagrams showing the breakdown of all battalions and companies using the tank in theater. A chapter on Technical Details and Modifications uses photos and gray side-views to show all the changes to early Tigers, mostly to make them work! The color section includes 10 pages of side-view drawings, 4 galleries of well-built models in 1/35 and 1/72, reviews of early Tiger I's from seven kit manufacturers, and 2 pages of info on accessories available. This is a good reference on the earliest Tigers for modelers and historians.



A bunch of **Osprey** books includes a new series! *Dogfight* will describe what makes certain aircraft stand out in air-to-air combat. Out now are #1, **Fw 190D-9, Defence of the Reich 1944-45** and #2, **P-51B/C Mustang, Northwest Europe 1943-44**. The books are laid out similarly, interweaving two stories: a technical description of the type, defining how it was updated from prior versions (in both these cases, thru engine changes), and showing what characteristics made it a superior dogfighter, while exposing its weaknesses; and combat histories about some of the men who flew them in combat, both well-known and little-known. Graphics include plan-view paintings of the armament installations,

including ammunition, and several two-page color sequences, showing stages of dogfights, with the aircraft paths shown with color arrows, and each stage numbered and described on the adjacent page. It's certainly a different way to describe fighter aircraft, and it will be interesting to see how the series develops. It won't just be about WW II, as the next in the series will be on the F-86A Sabre in Korea.



Continued

JIM'S PRINTED MATTERS - Continued



"BIG WEEK" 1944

Operation *Argument* and the breaking of the Jagdwaffe

DOUGLAS C. DILDY | ILLUSTRATED BY GRADAM TISHNER

Two more in the vaunted *Air Campaign* series are #27, "**Big Week**" 1944 and #25, **Desert Storm 1991**. The first describes the intense AAF bomber campaign against German industry that was made possible by the deployment of the P-51s as escorts. This avoided the disastrous losses experienced on previous raids like Schweinfurt done without such escort, and how these raids marked the true beginning of the end for the Luftwaffe. The second needs little introduction, and was done by noted author Richard P. Hallion. I've described plenty of books in this series before, and the usual comments apply. By necessity, Hallion uses lots of tables to accompany his text describing the course

of "the most shattering air campaign in history". As usual, these books are recommended, though they are admittedly of little use to modelers.




DESERT STORM 1991

The most shattering air campaign in history

RICHARD P. HALLION | ILLUSTRATED BY ADAM TOOBY

One series I'd never bought a book in before is *Fortress*, which has been around for a while but has been rather quiet of late. #113 is **The Moscow Kremlin**, which provides the long history of this rather mysterious complex in the heart of Moscow. It started as a modest wooden structure in the 12th century and was rebuilt several times before Ivan the Great erected the red brick walls in 1495 that still exist, although the structures inside the walls have changed often. The history of the Kremlin is closely allied to the history of Moscow, and the changes are noted by excellent paintings. The complex survived The Great Patriotic War (WW II) with minimal damage, but in the Cold War era, its defenses were increased substantially and a network of underground tunnels was added, some going to places many miles away. Unfortunately, and for obvious reasons, there are no interior photos, but this is still an interesting and educational volume.



THE MOSCOW KREMLIN

Russia's Fortified Heart

MARK GALEOTTI | ILLUSTRATED BY DONATO SPEDALIERE

Thomas Moore passed along information about this upcoming model show in Pensacola.



Contest Director: Bob Moore
Billy_Bob_Steve58@hotmail.com

Vendor Info: John Struck
Johnsmodels@johnsmodels.com

Area Attractions



(Editor Note: If you are bringing a model to put on the table and discuss at a meeting, please fill out one of these info sheets for each model to help get correct and complete information about your model in the next newsletter. Thanks!)

Scale Modeler's Brag Sheet

Fill out and bring with your model to the club meeting.



Model Subject: _____

Kit Used: _____

Scale: _____

Add-ons: _____

Paints: _____

Special Techniques: _____

Any Historical/Background Information: _____

Modeler's Name: _____

Scale Modeler's Brag Sheet

Fill out and bring with your model to the club meeting.



Model Subject: _____

Kit Used: _____

Scale: _____

Add-ons: _____

Paints: _____

Special Techniques: _____

Any Historical/Background Information: _____

Modeler's Name: _____

Print out the form, enter your information, and mail.



International Plastic Modelers' Society/USA Membership Application / Renewal Form

New Renewal IPMS #:

Name: _____

Address: _____

City: _____ State: _____

Zip Code: _____

Phone: _____ E-Mail: _____

Chapter Affiliation, if any: _____

Junior (17 years or younger) \$17.00 _____ Date of Birth: _____

Adult One year \$30.00 _____

Two years \$58.00 _____

Three years \$86.00 _____

Canada & Mexico \$35.00 _____

Foreign Surface \$38.00 _____

Family (1 set of Journals) _____ ← Adult fee + \$5.00 # of cards? _____

Your Signature: _____

If recommended by an IPMS member, please provide his/her:

Name: _____ IPMS #: _____

PAYMENT OPTIONS:

Cash Amount: _____

Check Check #: _____ Amount: _____

Billing Address, if different than above -

Address: _____

City: _____ State: _____

Zip Code: _____